

# Why Lockedair

---

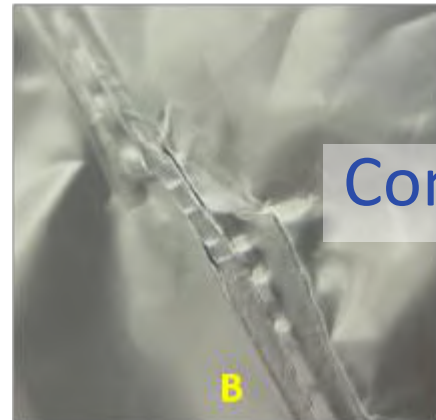
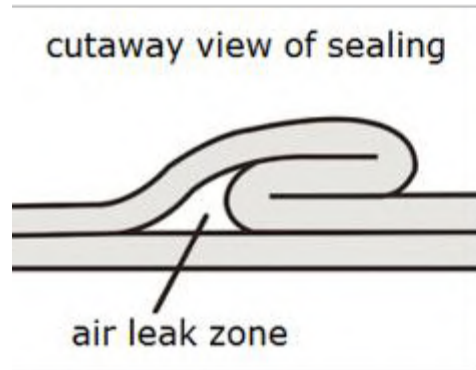
## Technology

- Sound performance machine
- High Reliability system
- Good quality film

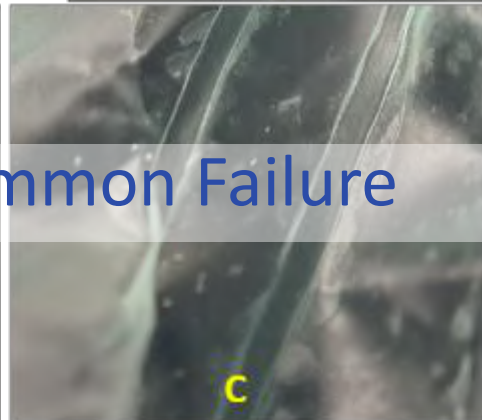
## Commercial

- Lifelong spare part support
- Training & Marketing support
- Customer Oriented and agility

# Sound Performance Machine


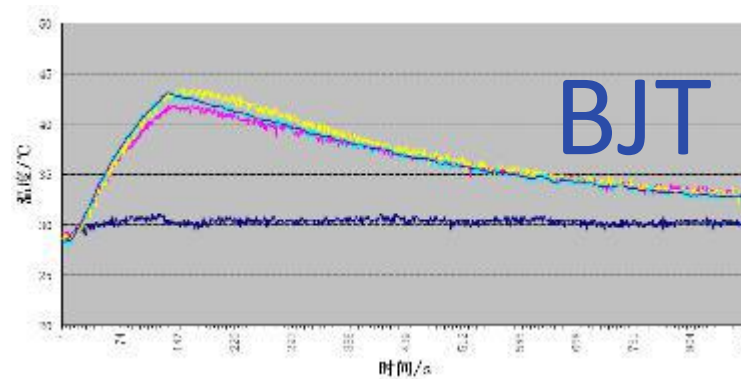
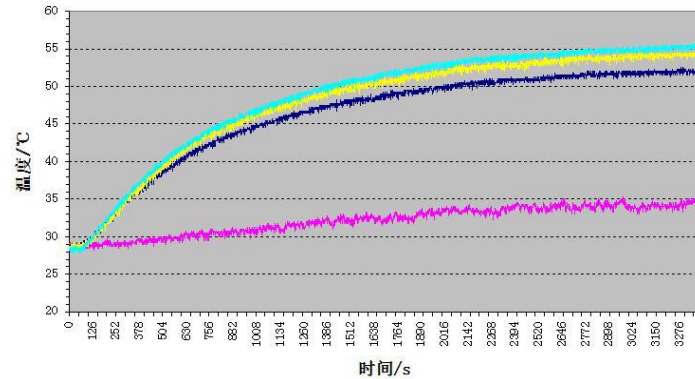


Common Failure



Lockedair's sealing line eliminated wrinkles, or leakage point by well controlled process including film tension, Pre-heat, heat Seal, Cooling down.

# Sound Performance Machine



## Adaptive Temp. Control

- Dynamic compensation method to environment temperature
- Positive control during different phase of machine operation
- machine learning algorithm to adapt to temperature changes between the winter and summer.

**Qualified air bag regardless of the environment temperature or phase of machine operation.**

# High Reliability System

- High Stability

- MTBF>5000 hours
- Life testing never stops.
- More than 30 patents related to stability.

TEST

1. Static check
2. Dry run
3. IFT (*Induce failure test*)
4. B-SPRT & COT


ISO9001

Extreme environment test


4 test method +1 plan

Design for reliability

→ Reduce down time



Extremely Cold



High Temperature



High Humidity



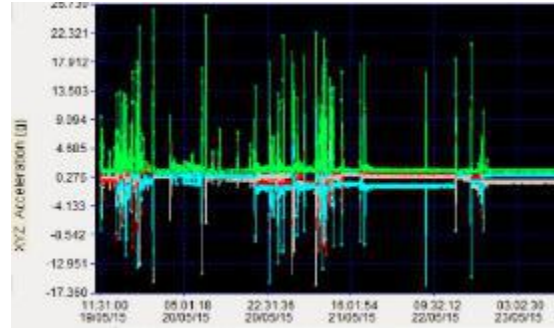
Long-term

High tier Material



# Good Quality Film

## ▼ Vibration Test



## ▼ High Tensile Elongation



## ▼ Vision check


- ① Moderate compression strength (Tensile Strength= 93.4Mpa)
- ② Super resilience.(Puncture Force= 103N/mm)
- ③ High resistance to puncture. (Dart Drop Impact= 350g)
- ④ Stability under the extreme pressure(Tear Strength= 64.5N, Tensile Elongation= 750%)



# Quality Control



1 Thickness check



2 Strength test



3 Friction Test



4 Flat pressure test



5 Leakage test



6 Tearing strength test



7 Stretch test



8 Dart impact test

# Customer Oriented and Agility



- Customized Printing
- Printing align with perforation
- Special product to win
- Bigger scale integration design





# Environmental Protection




- Bingjia Tech. has cooperated with Jinfa Tech. to produce full biodegradable air bags.
- Bingjia Tech. has produced photooxygen degradation buffer air cushion film that obtain EPI certification.





# Lifelong Spare Parts Support

LA-E3S Spare Parts List Rev02						
Category	New Material Number	Item	Specifications	Diagram	Notes	Number Per Set
易损件 (代理商、客户 处需要配备) Wearing Parts (Prepared For Agents and Customers)	06A010101	Blade	LA-E3S			3
	07A0101002	Teflon Belt	LA-E3S			6
	08A0105009	Fuse	5*20MM, F10A250V			2
备件 (Prepared For Agents)	11A01006	Panel PCB	LA-E3S			1
	11A01007	Drive PCB	LA-E3S			1
	06A0101003	DC Motor	MS-545-280V-27			1
	06A0101023	Electric Heating Tube	110V_200W		Order according to the machine voltage	1
	06A0101024	Electric Heating Tube	220V_200W			1
	06A0101001	Roller Wheel				2
	11A010016	Spring Motor	M3			10
	11A010016	Roller Motor	M3		To fasten the Panel PCB and Drive PCB	10
	11A0101005	Roller Motor	M3			10
	11A0101001	Roller Motor	M3		To fasten the Blade	1
耐用件 (Low change rate)	06A0101011	Blowtower	MS2020			1
	06A0101004	User Motor				1
	06A0101019	AC/DC Power Supply	MS-150-24 (24V 6.3A)			1
	06A0101033	Proximity Sensor	M8			1
	06A0101026	Proximity Sensor	M5			1
	06A0101003	ESRS Socket Cable Connector	40mm			1
	06A0101029	Keyboard Panel				1
	12A0106001	Hebagon Edge	2mm (MS3)			1
	12A0106002	Hebagon Edge	2.5mm (MS)			1
	12A0106003	Hebagon Edge	3mm (MS)			1

Category	New Material Number	Item	Specifications	Diagram	Notes	Number Per Set
易损件 (代理商、客户 处需要配备) Wearing Parts (Prepared For Agents and Customers)	04A0101011	Blade	LA-E3S			3
	07A0101002	Teflon Belt	LA-E3S			6
	08A0105009	Fuse	5*20MM, F10A250V			2

- Free spare parts supply so long as purchasing Lockedair Film

# Training and Marketing Material



Equipment Maintenance Manual for LA-E3S 201...




LA-E3S part list Rev02



LA-E3S usermanual Rev03



Replacement of spare parts Guide for LA-E3S 20171...

↕	Abnormal Phenomena↕	Possible Reasons↕	Determining Methods↕	Graphical Representation↕	Solutions↕	
					Yes↕	No↕
1.1↕	Air leakage and not sealed tightly	Whether the temperature parameter is excessively low?↕	Gradually turn up the temperature and try once by turning up every 5°C.↕	--↕	Problem solved↕	Jump to next one.↕
		Whether the film is with problems?↕	Change another box of film for testing.↕	--↕	Change the film↕	Jump to next one.↕
		Whether the heating tube is damaged and unable to heat?↕	Start the machine; after heating 1 to 2 minutes, Check whether “heating abnormality” warning emerges.↕	--↕	Jump to <b>2.1 Heating Tube Abnormity</b> or request for after-sales repair.↕	Jump to next one.↕
		Whether the heating module stops after operation?↕	When the machine heats to the setting temperature and starts to operate, observe the heating module; if its temperature does not drop, the linear motor upgrading is abnormal.↕		Jump to <b>2.2 Elevating Abnormity of Linear Motor</b> or request for after-sales repair.↕	Deliver to the R&D department for further analysis.↕
1.2↕	The seal is burnt.↕	Whether the temperature parameter is excessively high?↕	Gradually turn up the temperature and try once by turning up every 5°C.↕	--↕	Problem solved↕	Deliver to the R&D department for further analysis.↕